



# Diesel Generators



## Output Ratings

Generator Set Model	RT-35
Fuel - HSD	Prime
380 - 415V, 50Hz	35 kVA / 28.0 Kw

Ratings at 0.8 power factor

## Definitions

### Standby Rating

The Standby Power rating is only applicable for emergency and standby applications where the generator set serves as the back up to the normal utility source. In installations served by unreliable utility sources (where outages last longer or occur more frequently), where operation is likely to exceed 200 hours per year, the prime power rating should be applied. The Standby Power rating is only applicable for emergency and standby applications where the generator set serves as the back up to the normal utility source. (as defined in ISO 8528-3)

### Prime Rating

These ratings are applicable for supplying continuous electrical power (at variable load) in lieu of commercially purchased power. There is no limitation to the annual hours of operation and this model can supply 10% overload power for 1 hour in 12 hours.

## Standard Reference Conditions

Ratings in accordance with ISO 8528. All engine performance data based on the above mentioned maximum continuous ratings at Standard Reference Conditions 27°C Air Inlet Temp, 100 Mtrs. A.S.L. 30% relative humidity. Fuel Consumption data at full load with diesel fuel having specific gravity of 0.85 & conforming to BS2869: 1998, Class A1

## Engine Technical Data

No. of Cylinders/Alignment:	4 in Line
Cycle:	4 Stroke
Bore/Stroke: mm (in)	97.0 (3.8) / 100.0 (3.9)
Induction:	Turbocharged & Intercooled
Cooling Method:	Coolant
Governing Type:	Mechanical
Frequency Regulation, no Load to full load	A1
Frequency Regulation, Steady State	ISO 8528 G1
Compression Ratio:	17.5:1
Displacement: l (cu.in):	2.96
Engine Power kW (BHP)	56.3
Air Cleaner Type	Dry Type
Engine Electrical System:	
-Voltage/Ground	12/Negative
-Battery Charger Amps	35/40
Piston Speed, m/sec (ft./sec.)	5.0 (16.4)

## Ratings and Performance Data

Engine Make & Model	TATA 497TCSF
A.C Generator Manufacturer	Crompton Greaves/ Meccalte
Generator Control Unit	Procom
Base Frame	Heavy Duty Fabricated Steel
Canopy/ Acoustic Enclosure	TATA
Circuit Breaker Type/Rating	3 Pole MCB
Frequency	50 Hz
Engine RPM	1500

## Available Options

TATA offers a range of optional features to tailor our generating sets to meet your power needs. Options include:

- 1- Upgrade to trailer Mounted Dgset for our rental & Emergency Power supply to Customers
- 2- A wide range of Sound Attenuated Containers
- 3- A variety of generating set control and synchronising panels
- 4- Additional alarms and shutdowns
- 5- A selection of exhaust silencer noise levels

For further information on all of the standard and optional features

for this product please contact your local Dealer or write to us at [marketing@rishabhengineering.com](mailto:marketing@rishabhengineering.com)

## Dimensions and Weights of Engine

Length (L) mm (in)	Width (W) mm (in)	Height (H) mm (in)	Dry kg	Wet kg
993 (39)	696 (27.4)	947 (37.2)	370	390

Dry = With Lube Oil

Wet = With Lube Oil and Coolant

## Sound Level

Open Type Genset	102 db at 1 Mtr. In open area	Silent Type Genset with Acoustic Enclosure.	<75 db at 1 Mtr. In open area
---------------------	----------------------------------	--	----------------------------------

Ratings in accordance with ISO 8528, ISO 3046, IEC 60034, BS5000 and NEMA MG-1/22. Dgset picture may include optional accessories.

## Air Systems

Air Filter Type:	Replaceable Element
Radiator-cooled cooling air, m <sup>3</sup> / min	185
Combustion Air kg/hr	239
Heat rejected to ambient air :	
Engine, kW (Btu/mi n.)	3.6 (204.91)
Restriction: kPa (in H <sub>2</sub> O)	1.5 (6)
Generator, kW (Btu/mi n.)	4.24 (242)
Air density, kg/m <sup>3</sup> (lbm/f <sup>3</sup> )	1.2 (0.075)

**Performance**

Engine Speed: rpm	1500
Weight (includes lube oil): kg (lb)	390 (859.8)

**Alternator Physical Data**

Manufactured for TATA by:	Crompton Greaves/ Meccalte
Model:	G1R200SE / ECP28 4 C
No. of Bearings:	Single Sealed
Insulation Class:	H
Winding Pitch Code:	2/3 (M)
Wires:	4
Ingress Protection Rating:	IP23
Excitation System:	SHUNT
AVR Model:	NA

**Alternator Operating Data**

Voltage Rating, V	415
Voltage Regulation (steady state):	+/- 1%
Wave Form NEMA = TIF:	50
Wave Form IEC = THF:	2%
Total Harmonic Content LL/LN:	<6.0%
Radio Interference:	Suppression is in line with European Standard EN61000-6
Radiant Heat: kW (Btu/min)	50 Hz 3.8 (216)

**General Information**

**Documentation**

A full set of operation and maintenance manuals and circuit wiring diagrams.

**Generating Set Standards**

The equipment meets the following standards: BS5000, ISO 8528, ISO 3046, IEC 60034, NEMA MG-1.22. TATA is a fully accredited ISO 9001:2008 company. IEC 60034, NEMA MG-1.22. Rishabh is a fully accredited ISO 9001:2008 company.

**Warranty**

All equipment carries full manufacturer's warranty. Extended warranty terms available



**Cooling System**

Ambient temperature, °C (°F)	45 (113)
Engine jacket water capacity, L (gal.)	3 (0.79)
Radiator system capacity, including engine, L (gal.)	18.5 (4.89)
Engine jacket water flow, Lpm(gp – Standby):	100(26.4)
Heat rejected to cooling water at rated kW, dry exhaust, kW	32.6
Water pump type – Standby:	Impeller
Fan diameter, including blades, mm (in.)	515 (20.27)
Max. restriction of cooling air, intake and discharge side of radiator, k Pa	0.125

**Lubrication System**

Oil Filter Type:	Spin-On
Total Oil Capacity: Ltrs.	13
Oil Pan: Ltrs.	7
Oil Type:	CH4 15W-40
Oil Cooling Method:	Coolant

**Exhaust System**

Max. Allowable Back Pressure: kPa (in Hg)	2 (0.6)
Exhaust Manifold type	Dry
Exhaust flow at rated kW, kg/hr	260.4
Exhaust temperature at rated kW, dry exhaust, °C (°F)	700 (1292)
Exhaust outlet size at engine hookup, mm (in.)	75 (2.95)

**Fuel System**

Fuel supply line, min. ID, mm (in.)	15 (0.59)
Fuel return line, mm. ID, mm (in.)	10 (0.39)
Max. lift engine-driven fuel pump, m (ft.)	1 (3.28)
Fuel prime pump	Manual
Fuel Filter: quantity, type	1, Spin-on
Recommended fuel	HSD-ASTM D2
Fuel tank capacity, L	130

**Fuel Consumption\* @ 0.85 kg/m³ Density**

Diesel, Lph (gph) at % load	Prime Rating
100%	7.5
75%	5.7
50%	4.6

\*Tolerance +/- 5%

**Controller**

**LCD Display** | Run Time Hours, Current, Voltage, Engine RPM, Frequency, Engine Temperature & Oil Pressure, Battery V, Service Due Hours, Language Option Hindi or English.

**LCD Fault Displays** | High Water Temperature, Low Lube Oil Pressure, Overspeed, Over & Under Voltage, Over & Under Frequency, E-Stop, Low Fuel Level, Over Load, Charging Alternator/ V-Belt Fault, Auxiliary Fault

**Standard Features & Accessories**

Master Switch : Start/Off-Reset/Auto

Remote two wire Start/Stop facility

Superior Electronics

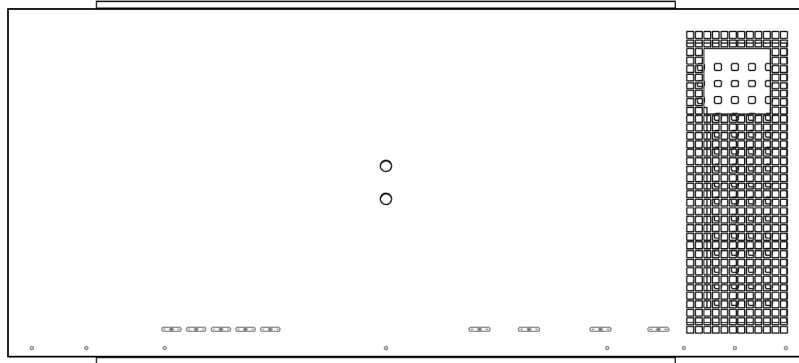
**Language Option: Hindi & English**

**Dimensions & Weights**

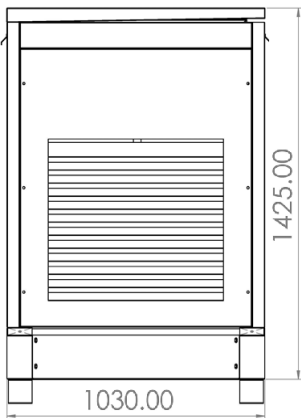
Overall Size, L x W x H, mm(in.) 2350(92.5) x 1030(40.5) x 1425(56.1)

**Weight**

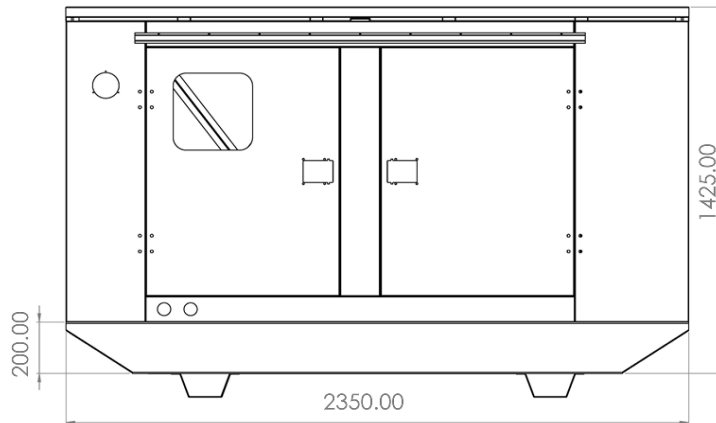
Total Genset Weight, Dry, kg (lb.) 1030 (2270.7)



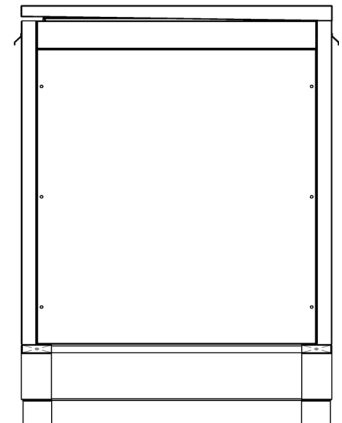
**TOP VIEW**



**REAR VIEW**



**RHS VIEW**



**FRONT VIEW**

Dgset Mfr By:- Authorized GOEM | TATA Motors



**Rishabh Engineering Co.**  
 217 Richalpuri, GT Road, Ghaziabad-201001, UP India-201001  
 Visit us at [www.rishabhengineering.com](http://www.rishabhengineering.com)  
[in](https://www.linkedin.com/company/rishabh-engineering-co) [www.linkedin.com/company/rishabh-engineering-co](https://www.linkedin.com/company/rishabh-engineering-co)  
[f](https://www.facebook.com/RishabhEngineeringCompany) [www.facebook.com/RishabhEngineeringCompany](https://www.facebook.com/RishabhEngineeringCompany)  
[t](https://www.twitter.com/CompanyRishabh) [www.twitter.com/CompanyRishabh](https://www.twitter.com/CompanyRishabh)



Note: In View Of Continuous Product Upgradation & Design Changes, Above Specifications & Dimensions Are Subject To Change Without Prior Notice.